










Marking Code

	Symbol around the error	Meaning
Drawn around the letter		Capital or lower case letter needed
Placed where punctuation needed		Punctuation
Placed around a phrase, piece of work etc.		Think about...
sp (margin)		Spelling correction/s required
Indicated in the text		New paragraph
Placed next to correction		Correction required (maths)
Self-Assessment Traffic Light system – Against the SC of the lesson		I do not understand I am beginning to understand but need more practise I understand and am confident
		Next steps
		Finger space